



Two fan vertical
air discharge model.

ACS 1-12 Tons

1140 RPM MOTORS

ACL 1-11 Tons

850 RPM MOTORS

Technical Bulletin 420.1
March, 2004



CONDENSER CAPACITIES (MBH)


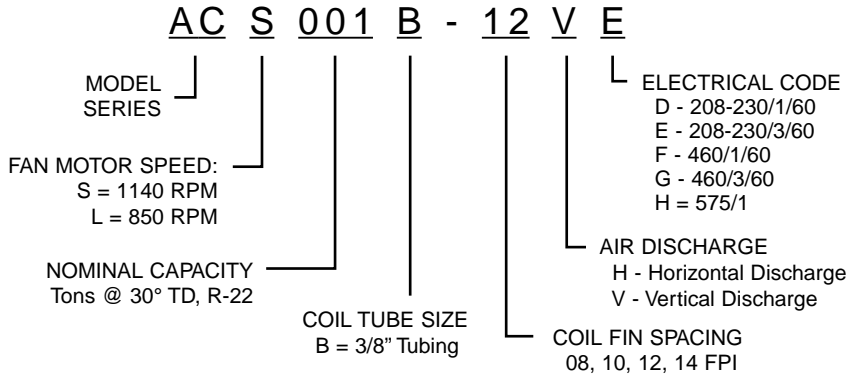
Model	R - 22 / TD						R - 404A / TD					
	1°	10°	15°	20°	25°	30°	1°	10°	15°	20°	25°	30°
ACS001B-08	0.7	6.7	10.1	13.5	16.8	20.2	0.7	6.6	9.9	13.2	16.5	19.8
ACS001B-12	0.9	8.8	13.4	17.8	22.3	26.7	0.9	8.6	12.9	17.4	21.9	26.2
ACS002B-08	1.1	11.4	17.1	22.8	28.6	34.3	1.1	11.2	16.8	22.4	28.0	33.6
ACS003B-08	1.6	15.6	23.4	31.2	39.0	46.8	1.5	15.3	22.9	30.6	38.2	45.9
ACS005B-10	2.4	24.7	36.6	48.9	60.5	72.5	2.4	23.7	35.6	47.4	59.3	71.1
ACS008B-10	3.8	37.9	57.0	75.8	94.9	113.8	3.7	37.2	55.8	74.4	93.0	111.5
ACS010B-10	4.9	49.5	74.3	99.1	123.9	148.6	4.8	48.6	72.9	97.2	121.6	145.8
ACS012B-10	5.6	56.5	84.8	113.0	141.3	169.5	5.5	55.4	83.1	110.8	138.5	166.1
ACL001B-08	0.6	6.4	9.6	12.7	15.9	19.1	0.6	6.2	9.4	12.5	15.6	18.7
ACL001B-12	0.8	8.2	12.5	16.6	20.7	24.8	0.8	8.0	12.0	16.2	20.4	24.4
ACL002B-08	1.0	10.0	15.0	20.0	25.0	30.0	1.0	9.8	14.7	19.6	24.5	29.4
ACL003B-08	1.4	13.2	19.9	26.5	33.1	39.7	1.3	13.0	19.4	26.0	32.4	39.0
ACL004B-10	2.0	20.2	30.3	40.3	50.4	60.5	2.0	19.8	29.6	39.5	49.4	59.3
ACL007B-10	3.2	32.1	48.3	64.4	80.4	96.5	3.2	31.5	47.3	63.0	78.8	94.6
ACL009B-10	4.1	41.4	62.1	82.7	103.4	124.1	4.1	40.6	60.8	81.1	101.4	121.7
ACL011B-10	4.5	45.3	68.0	90.7	113.3	136.0	4.5	44.4	66.6	88.8	111.1	133.1

MODEL DATA

Model	Fan Data			Motor Data*					Ref. Charge (Lbs)					
	Qty.	Diam.	Total CFM	Nom. HP†	208/230/1 Amps	208/230/3 Amps	460/1 Amps	460/3 Amps	575/1 Amps	FaceTube Qty.	R-22		R-404A	
											Per FaceTube	Total	Per FaceTube	Total
ACS001B-08	1	18"	3020	1/3	3.2	1.8	1.3	0.9	1.0	20	0.02	0.45	0.02	0.39
ACS001B-12	1	18"	2890	1/3	3.2	1.8	1.3	0.9	1.0	20	0.02	0.45	0.02	0.39
ACS002B-08	1	18"	2840	1/3	3.2	1.8	1.3	0.9	1.0	20	0.05	0.90	0.04	0.77
ACS003B-08	1	22"	4450	1/3	3.2	1.8	1.3	0.9	1.0	24	0.05	1.20	0.04	1.03
ACS005B-10	1	22"	3900	1/3	3.2	1.8	1.3	0.9	1.0	24	0.08	1.95	0.07	1.68
ACS008B-10	2	22"	8640	1/3	6.4	3.6	2.6	1.8	2.0	24	0.11	2.60	0.09	2.24
ACS010B-10	2	22"	7780	1/3	6.4	3.6	2.6	1.8	2.0	24	0.16	3.80	0.14	3.27
ACS012B-10	2	22"	7080	1/3	6.4	3.6	2.6	1.8	2.0	24	0.22	5.30	0.19	4.56
ACL001B-08	1	18"	2470	1/4	1.4	1.1	0.7	0.6	N/A	20	0.02	0.45	0.02	0.39
ACL001B-12	1	18"	2370	1/4	1.4	1.1	0.7	0.6	N/A	20	0.02	0.45	0.02	0.39
ACL002B-08	1	18"	2110	1/4	1.4	1.1	0.7	0.6	N/A	20	0.05	0.90	0.04	0.77
ACL003B-08	1	22"	3290	1/4	1.4	1.1	0.7	0.6	N/A	24	0.05	1.20	0.04	1.03
ACL004B-10	1	22"	2880	1/4	1.4	1.1	0.7	0.6	N/A	24	0.08	1.95	0.07	1.68
ACL007B-10	2	22"	6390	1/4	2.8	2.2	1.4	1.2	N/A	24	0.11	2.60	0.09	2.24
ACL009B-10	2	22"	5760	1/4	2.8	2.2	1.4	1.2	N/A	24	0.16	3.80	0.14	3.27
ACL011B-10	2	22"	5170	1/4	2.8	2.2	1.4	1.2	N/A	24	0.22	5.30	0.19	4.56

* All ACS motors are 1140RPM / All ACL motors are 850 RPM Minimum Circuit Amps = 15 for all electrical supplies
 † 575/1 motors: 1140 RPM = 1/2 HP , 825 RPM = N/A

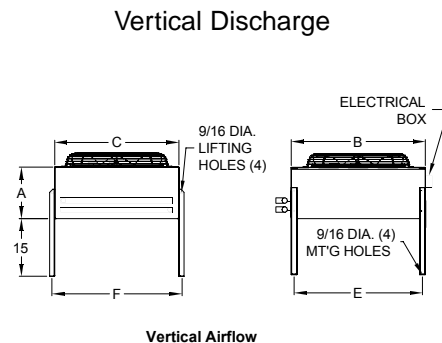
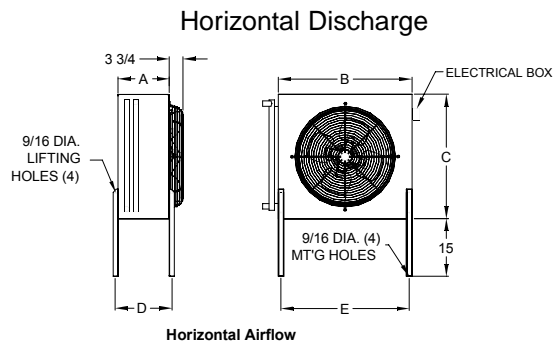
NOMENCLATURE



Dimensions

Model		Drawing	A	B	C	D	E	F	Weight (lbs.)	
ACS	ACL								Net	Shipping
001B-08	001B-08	1	12 1/2	28	25 9/16	13 3/4	26 5/8	26 13/16	78	97
001B-12	001B-12	1	12 1/2	28	25 9/16	13 3/4	26 5/8	26 13/16	80	99
002B-08	002B-08	1	12 1/2	28	25 9/16	13 3/4	26 5/8	26 13/16	86	105
003B-08	003B-08	1	14 3/8	33	30 9/16	15 5/8	31 5/8	31 13/16	107	128
005B-10	004B-10	1	14 3/8	33	30 9/16	15 5/8	31 5/8	31 13/16	116	137
008B-10	007B-10	2	14 3/8	66	30 9/16	15 5/8	64 5/8	31 13/16	164	190
010B-10	009B-10	2	14 3/8	66	30 9/16	15 5/8	64 5/8	31 13/16	179	205
012B-10	011B-10	2	14 3/8	66	30 9/16	15 5/8	64 5/8	31 13/16	195	221

Drawing - 1 FAN



Drawing - 2 FAN

